



PEOPLE | PASSION | PRODUCTS

# Soft Disposable Cuffs

## Single-Patient Use



Infection control is a critical part of patient care, and having the right blood pressure cuff to support your efforts is extremely important. That's why we have created a full line of disposable BP cuffs, made with a soft, yet durable fabric that ensures patient comfort and reliability. With a tapered shape for easy and accurate application, there's even a place to write your patient's name directly on the cuff!

**Patient Identification:** Dedicated location for single patient identification. Minimize cross-contamination.

**Cuff Standardization Program (CSP):** Expertise in standardizing your facility on one cuff connector; one cuff, any patient, any monitor, any department.

**Economical:** Priced to support single-patient use, particularly where infection control is a concern.

**Patient Comfort:** Softer materials, tapered end and rounded edges provide a gentle cuff solution.

**Ease of Use:** Tapered end for easier cuff application. Color-coded for quick size selection. Interior & exterior range indicators ensure accurate cuff sizing and fit.










**Durability:** Value in a durable, single-piece design for multiple inflations.

**Reliable Performance:** 100% leak tested for trust, value, and reliability.

**Regulatory:** Engineered to meet AHA, AAMI-SP10, and MDD guidelines for results you can trust.

**Material:** Not made with natural rubber latex to promote patient safety.

## Technical Specifications

Range Symbols	Cuff Size (Print Color)	Range (cm)	Bladder Length x Width (mm)	Overall Length x Width (mm)
	Infant (Orange)	8-13	120 x 54	228 x 59
	Child (Green)	12-19	160 x 83	314 x 88
	Small Adult (Turquoise)	17-25	203 x 108	440 x 113
	Small Adult Plus (Turquoise)	18-29	232 x 116	425 x 121
	Adult (Navy Blue)	23-33	275 x 140	505 x 145
	Adult Plus (Navy Blue)	28-40	320 x 160	615 x 165
	Large Adult (Burgundy)	31-40	330 x 173	645 x 178
	Large Adult Plus (Burgundy)	40-55	460 x 175	770 x 180
	Thigh (Brown)	38-50	400 x 210	755 x 215

SUNTECH



PEOPLE | PASSION | PRODUCTS

# One Piece Cuffs

Durable



One piece, durable blood pressure cuffs are an affordable cuff solution, designed to be easy-to-clean and disinfect. They are strong enough for repeated use in any clinical environment, making them ideal for today's stringent infection control policies and ever-increasing cost pressures.

**Easy Cleaning & Disinfecting:** Minimal cross-contamination without compromising longevity.

**Best Value:** Single piece construction provides an affordable reusable cuff with the durability required for most clinical environments.

**Easy Application & Fit:** Unique tapered tail design makes the durable cuff easier to wrap and apply versus regular straight cuffs. Color coded sizes and range markers support proper cuff sizing, fit and accuracy.

**Patient Comfort:** Improved patient comfort by eliminating sharp corners that can irritate patients during wear.










**100% Tested for Reliability:** Every durable cuff is leak tested to provide value and reliability.

**Meets Regulatory Standards:** Engineered to meet the AHA, AAMI-SP10, and MDD regulatory guidelines for results you can trust.

**Multiple Configurations:** Single or dual tube configurations with various connector options provide needed flexibility to integrate with most healthcare facility's equipment.

**Material:** Not made with natural rubber latex, PVC, or DEHP to promote patient safety.

## Technical Specifications

Range Symbols	Cuff Size (Print Color)	Range (cm)	Bladder Length x Width (mm)	Overall Length x Width (mm)
	Infant (Orange)	8-13	120 x 54	228 x 59
	Child (Green)	12-19	160 x 83	314 x 88
	Small Adult (Turquoise)	17-25	203 x 108	440 x 113
	Small Adult Plus (Turquoise)	18-29	232 x 116	425 x 121
	Adult (Navy Blue)	23-33	275 x 140	505 x 145
	Adult Plus (Navy Blue)	28-40	320 x 160	615 x 165
	Large Adult (Burgundy)	31-40	330 x 173	645 x 178
	Large Adult Plus (Burgundy)	40-55	420 x 175	770 x 180
	Thigh (Brown)	38-50	400 x 210	755 x 215